



# VIDOH 2020 COVID-19 Response Report date: April 05, 2020



## USVI Response Measures

### 1. Prevent, delay, and mitigate transmission:

Develop screening at ports of entry; provide best practices and guidance to organizations to reduce transmission; develop strategies for vulnerable populations.

**2. Conduct surveillance:** Inform the response based on epidemiologic data; liaise with healthcare sector to identify cases and define clinical and transmission characteristics; operate epi hotline; track persons under investigation; perform contact tracing of cases; conduct follow-up sampling of cases; coordinate with lab on specimens.

**3. Provide public health & safety messaging:** Develop communication strategy; build capacity with partners; provide daily .

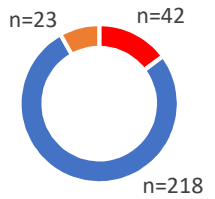
**4. Provide medical guidance:** Provide Infection Prevention and Control guidance related to healthcare personnel and health systems; provide guidance to clinicians regarding treatment and management of patients;

**5. Conduct lab testing:** Build laboratory testing capacity for VIDOH; explore external laboratory capacity; manage specimen collection; and manage lab supplies.

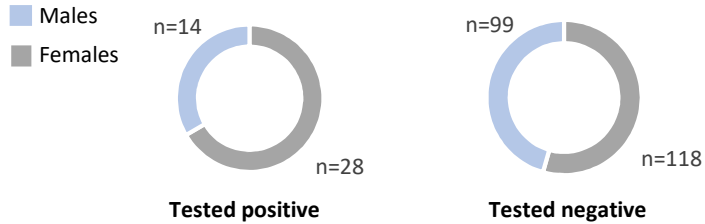
**6. Coordinate medical surge capacity:** Assess resource needs and inventory resources (equipment, supplies, staff); develop a health and medical staffing strategy; prepare resource requests for material aid and staff (federal partner, EMAC, etc); develop resource management, utilization, and prioritization plan (PPE, staffing).

## Testing Summary

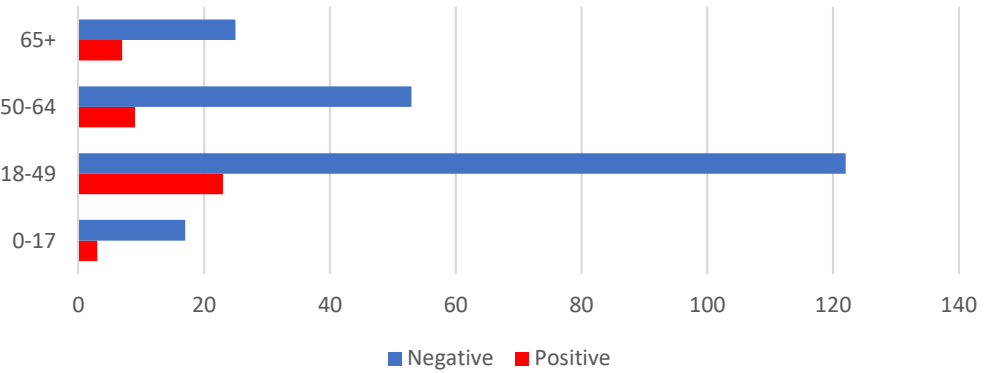
|                 | 5-Apr | 4-Apr | Change since 04-Apr |
|-----------------|-------|-------|---------------------|
| Total tested    | 283   | 266   | ▲ 17                |
| Tested positive | 42    | 42    | ◀▶ 0                |
| Tested negative | 218   | 206   | ▲ 12                |
| Pending tests   | 23    | 18    | ▲ 5                 |



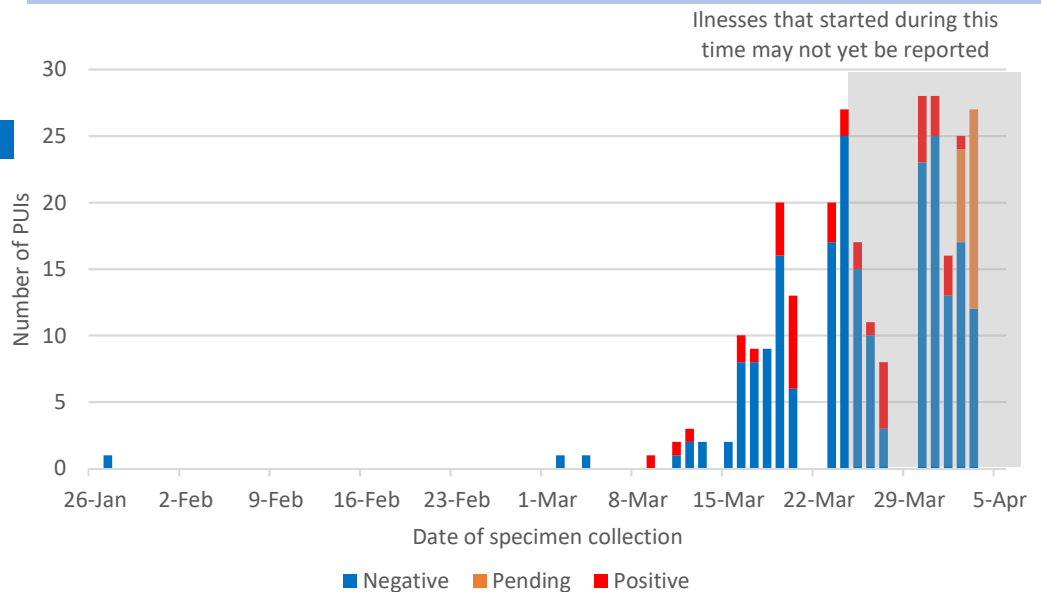
### Test result among males and females



### Test result by age group



### Sample collection dates of persons under investigation for COVID-19 in the U.S. Virgin Islands



## Contact Numbers: Hotline

Informational Hotline (non-medical 8am-8pm)  
Hosted by VITEMA: 340-715-6843

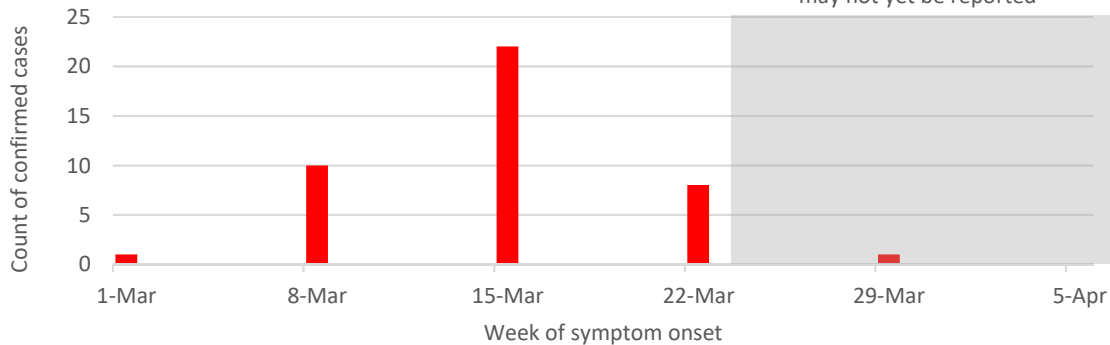
Potential PUIs only 8am-10pm

STX: (340) 712-6299

STT/STJ: (340) 776-1519

## Symptom onset dates for confirmed COVID-19 cases in the U.S. Virgin Islands, N=42

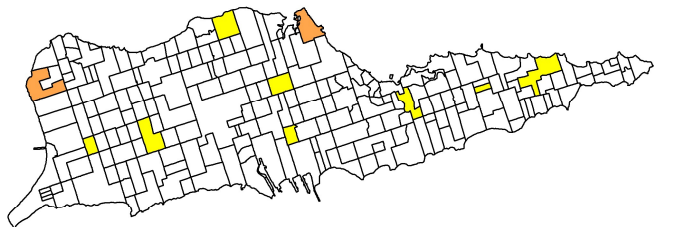
Week of symptom onset for confirmed COVID-19 cases in the U.S. Virgin Islands, N=42



### Risk factors for COVID19

|                        |    |
|------------------------|----|
| Community transmission | 11 |
| Close contact          | 10 |
| Travel                 | 18 |
| Under investigation    | 3  |

COVID-19  
Confirmed Cases (12)  
St. Croix  
U.S. Virgin Islands



As of April 04, 2020

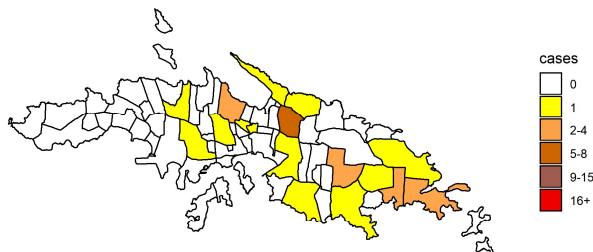
### St. Croix

|          | 5-Apr-20 | 4-Apr | Change since 04-Apr |
|----------|----------|-------|---------------------|
| Positive | 12       | 12    | ◀▶ 0                |
| Negative | 77       | 77    | ◀▶ 0                |
| Pending  | 17       | 0     | ▲ 17                |

### Risk factors

|                        |   |
|------------------------|---|
| Community transmission | 2 |
| Close contact          | 1 |
| Travel                 | 9 |
| Under investigation    | 0 |

COVID-19  
Confirmed Cases (28)  
St. Thomas  
U.S. Virgin Islands



As of April 04, 2020

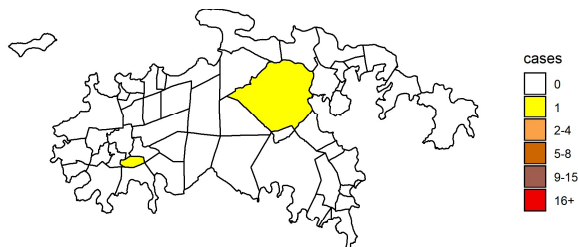
### St. Thomas

|          | 5-Apr | 4-Apr | Change since 04-Apr |
|----------|-------|-------|---------------------|
| Positive | 28    | 28    | ◀▶ 0                |
| Negative | 132   | 121   | ▲ 11                |
| Pending  | 4     | 15    | ▼ -11               |

### Risk factors

|                        |   |
|------------------------|---|
| Community transmission | 9 |
| Close contact          | 9 |
| Travel                 | 7 |
| Under investigation    | 3 |

COVID-19  
Confirmed Cases (2)  
St. John  
U.S. Virgin Islands



As of April 04, 2020

### St. John

|          | 5-Apr | 4-Apr | Change since 04-Apr |
|----------|-------|-------|---------------------|
| Positive | 2     | 2     | ◀▶ 0                |
| Negative | 9     | 8     | ▲ 1                 |
| Pending  | 2     | 3     | ▼ -1                |

### Risk factors

|                        |   |
|------------------------|---|
| Community transmission | 0 |
| Close contact          | 0 |
| Travel                 | 2 |
| Under investigation    | 0 |